

Lesson Plan 4

Topic: Imagination and reality: what does working in a given profession involve?

Brief description of activities:

These activities provide students with numerous job descriptions, representatives of various professional groups participate in them talking about the most important aspects of the work they do. Young people have a chance to confront their ideas regarding various careers with reality.

Objectives: students:

- receive information about the profession they are interested in
- get to know the career path
- improve their interpersonal communication skills
- become aware of their own professional preferences

Methods and techniques:

- group work
- interview
- graphical presentation of information

Materials and Tools:

- glossy magazines , glue , markers
- large sheets of paper
- job descriptions (Annex 4.1)

Preparation for classes:

- inviting representatives of various professional groups representing different work environment
- preparing the classroom
- preparing photocopies of job descriptions (Annex 4.1)

Class duration: 2 hours

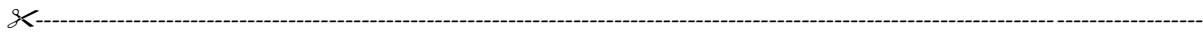
Class activities in brief:

1. After welcoming the students , without revealing the aim of the class , divide students into small 4-5 person teams . Each team receives a card with a brief description of a particular profession (Annex 4.1). Students are asked to identify the profession.
2. When the students complete their tasks they present their descriptions and solutions to the class, explaining at the same time, what made the task difficult, and what facilitated task execution. Here is a summary of the correct answers:

Description	Name of the job
Profession 1	illustrator , graphic designer
Profession 2	mechanic (Formula1)
Profession 3	chemist
Profession 4	physiotherapist
Profession 5	stockbroker
Profession 6	accountant


3. Explain to the students that representatives of various professions are invited to the class , and the next task will consist in asking 10 yes or no questions formulated so that it is possible to guess the profession of the invited guest.
4. When the students ask questions, watch over the implementation of the tasks by eliminating the questions which cannot get a straight answer. When all the professions have been identified, explain to students that they will have the opportunity to talk with representatives of a particular profession. Ask students to decide which of the professions they are interested in, and to form groups with the same preferences.
5. Ask the students to prepare in groups a short list of questions to invited guests, which help them gather as much information about a particular profession as possible. A sample list of questions might look like the one below:
 - a. What made you choose this particular profession?
 - b. What exactly do you do when you work?
 - c. What does your typical working day look like?
 - d. What was your career path? What was the process of education like?
 - e. Does performing your job require special skills or aptitudes?
 - f. What was the most difficult situation you came across in your professional career?
 - g. Could you tell us about the funniest incident in your professional career?
 - h. What perspectives for young people can you see in your profession?
 - i. What do you like most in your profession?
 - j. What did your first day at work look like?
 - k. How much time do you spend at work?
 - l. Would you now , with the benefit of hindsight, have chosen the same profession ? Why?

etc...
6. Ask students to invite the guests to their tables. Explain that they have 15 minutes to carry out the conversation. Watch over the course of this part of activity.
7. When this activity is completed ask students to present the information they acquired on large sheets of paper. They can do it in any form (e.g. a poster, mind map, collage etc.). Provide the groups with necessary materials and tools.
8. When the students have finished their task, they present their work. The invited guests verify the information presented by the students and clarify any doubts.
9. At the end of the class the student s should thank the invited guests.




Profession 1

1. A sample career path: complete the Social and Cultural Studies at university, along the way, medical studies and journalism.
2. They say that in this profession you have to spend 10,000 hours doing something, to become an expert.
3. You have no full freedom in this job. The product must meet the requirements set by the client, please the recipient, respond to the requirements of the medium in which it is presented.
4. You can work with people from all over the world.
5. In this profession remuneration is often a secondary issue . Many projects are made purely for image-making reasons , without taking money for it.
6. It is possible to do this job through the internet and reach for new markets with the help of portfolio.
7. It is common to combine traditional techniques with the possibilities offered by new technologies.



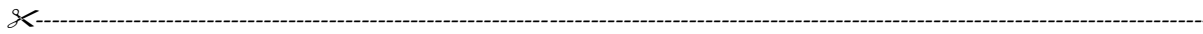
Profession 2

1. Contrary to appearances, this profession is a dangerous one. Fire, electricity, irresponsible users are just some of the hazards.
2. You rarely work alone, often in the group - in some cases, the average team consists of 19 people.
3. It may also happen that you are fighting for fractions of a second in order to perform this task as fast as possible.
4. Sometimes you feel like on the stage: first waiting in hiding until the last minute , then performing in the helmet and fireproof suit with breathing apparatus.
5. In this job there is no room for incidents: in a team everybody is assigned a task – e.g. wiping the helmet visor, cleaning the air intake.
6. Working hours are not specified – you often work even 50-60 hours per week.
7. To be successful , you need to practice - long hours of training so that later everything goes automatically and very quickly. You can't afford even a moment of distraction.




Profession 3

1. In your job you have 970 million possibilities of creating something new
2. Sometimes to be successful it is enough to be an idealist and always try to do everything to make the world a better place.
3. The specialist must have good manual dexterity , patience , courage , good memory and health.
4. It is an exciting profession - it often happens that the error in the procedure makes you achieve a spectacular success.
5. The greatest achievements in this profession await people in their late thirties - then knowledge and fresh ideas come together in most optimal proportions.
6. In this profession , it is essential to understand the importance of unforeseen situations and use them in a constructive way.
7. Thanks to the hard work of specialists, the development of precise methods of fingerprinting has been possible , which allows for an increase in crime detection . They make their greatest discoveries at the end of the fourth decade of life - a period when the knowledge and fresh approach are combined in optimal proportions.




Profession 4

1. The demand for such professionals results from the fact that the population is aging and there are more and more people in need of medical care.
2. The person who performs this job must be courageous, know how to separate emotions from work, important is also the empathy and ease of making contact with other people.
3. During the professional contact with clients, it is necessary to start off with carrying out a detailed interview.
4. The most experienced professionals enjoy high regard and appreciation.
5. It is one of the hardest professions, as it is not only physically but also mentally demanding.
6. Preparation for the profession and performing this job involves a continuous learning and self-improvement, studies are not easy and require mainly medical and anatomical knowledge.
7. An investment in yourself may be the improvement of your own body, for example just at the gym.



Profession 5

1. Although this profession is recognized as very prestigious, it is not necessary to graduate from university
2. To perform this job the ability of analytical thinking is essential.
3. The exam giving you the right perform this profession is extremely difficult: only 10% of people taking the exam achieve a positive result.
4. it is important to have no criminal record and you have to have an impeccable opinion.
5. Beginner specialist earns an average of PLN3000-5000, but the average salary is PLN11 000, not counting bonuses, which annually reach up to PLN200 000.
6. Those performing the profession are considered to be intelligent and composed persons, often admired for logical thinking skills which enable them to take the right decisions.
7. Unfortunately , the working environment is highly stressful and the pace of the tasks performed frequently affects the health of an employee.



Profession 6

1. This is one of the oldest professions in the world and despite the passage of time is still the same as ever.
2. People practicing the profession may be employed by the company, or work as self-employed.
3. To perform the job properly you must be discreet and inspire confidence in others.
4. The best in their profession often achieve very high income.
5. In the UK, every third person performing this job , admits to uncontrollable bursts of laughter at work.
6. The most famous representatives of the profession are often associated with the criminal world.
7. Analytical skills, good memory , knowledge of the law and the specialist education are necessary to perform this work.